

FEATURES :

- 4PIN SIP and 8PIN DIL Package
- No-load input current as low as 5mA
- Continuous short-circuit protection
- High Efficiency up to 89%
- Unregulated Output Types
- 1.5KVDC & 3KVDC Isolation
- Operating Temperature:-40°C TO +105°C
- Industry Standard Pinout
- Design refer to IEC62368, UL62368, EN62368

Specifications typical at TA=25°C, nominal input voltage and rated output current unless otherwise specified

Part Number	Output Voltage	Output Current	Efficiency	Capacitive Load(μF)	Package Style
	Vdc	mA	%TYP	Max.	
13DC-12S05NXP2 ^(H3)	5	400	85	2400	2/3
13DC-12S09NXP2 ^(H3)	9	223	87	820	2/3
13DC-12S12NXP2 ^(H3)	12	167	87	470	2/3
13DC-12S15NXP2 ^(H3)	15	133	88	220	2/3
13DC-12S24NXP2 ^(H3)	24	84	89	100	2/3
13DC-12D05N3P2 ^(H3)	±5	±200	82	±1200	3
13DC-12D09N3P2 ^(H3)	±9	±112	85	±330	3
13DC-12D12N3P2 ^(H3)	±12	±84	87	±330	3
13DC-12D15N3P2 ^(H3)	±15	±67	88	±100	3
13DC-12D24N3P2 ^(H3)	±24	±42	89	±47	3
13DC-15S05NXP2 ^(H3)	5	400	85	2400	2/3
13DC-15S09NXP2 ^(H3)	9	223	87	820	2/3
13DC-15S12NXP2 ^(H3)	12	167	87	470	2/3
13DC-15S15NXP2 ^(H3)	15	133	88	220	2/3
13DC-15S24NXP2 ^(H3)	24	84	89	100	2/3
13DC-15D05N3P2 ^(H3)	±5	±200	82	±1200	3
13DC-15D09N3P2 ^(H3)	±9	±112	85	±330	3
13DC-15D12N3P2 ^(H3)	±12	±84	87	±330	3
13DC-15D15N3P2 ^(H3)	±15	±67	88	±100	3
13DC-15D24N3P2 ^(H3)	±24	±42	89	±47	3
13DC-24S05NXP2 ^(H3)	5	400	85	2400	2/3
13DC-24S09NXP2 ^(H3)	9	223	87	820	2/3
13DC-24S12NXP2 ^(H3)	12	167	87	470	2/3
13DC-24S15NXP2 ^(H3)	15	133	88	220	2/3
13DC-24S24NXP2 ^(H3)	24	84	89	100	2/3
13DC-24D05N3P2 ^(H3)	±5	±200	82	±1200	3
13DC-24D09N3P2 ^(H3)	±9	±112	85	±330	3
13DC-24D12N3P2 ^(H3)	±12	±84	87	±330	3
13DC-24D15N3P2 ^(H3)	±15	±67	88	±100	3
13DC-24D24N3P2 ^(H3)	±24	±42	89	±47	3

Note:

1:No suffix is standard isolation (1.5KVDC) e.g, 13DC-15S05N2P2 ,
 *add suffix "H3" for 3KVDC isolation, e.g, 13DC-12S05N2P2H3, 13DC-15S12N3P2H3,
 X = 2 or 3 for package, When X=2, package2, and so on,
 e.g,13DC-12S05N2P2,13DC-24D12N3P2H3.


YUAN DEAN SCIENTIFIC



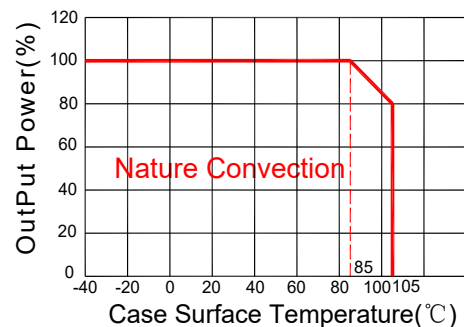
DC-DC Converter
13DC-2W SERIES

2Watt

1.5KV & 3KV Isolated
 Single & Dual Output
 SIP4 & DIL8



Temperature Derating Graph



Input Specifications

Parameters	Conditions	Min	Typ	Max	Units
Voltage Range	Vo, Io Nom		±10		%
Filter	Capacitor				

Output Specifications

Parameters	Conditions	Min	Typ	Max	Units
Voltage Tolerance	100% full load			±5	%
Short Circuit Protection	Continuous				
Line Regulation	For 1.0% OF Vin		1.2		%
Load Regulation	5V (10% To 100% F.L)		8	15	%
	9V (10% To 100% F.L)		6	10	%
	12V (10% To 100% F.L)		5	10	%
	15V (10% To 100% F.L)		4	10	%
Ripple & Noise	24V (10% To 100% F.L)		3	10	%
	BW=DC To 20MHZ		75	150	mVp-p

General Specifications

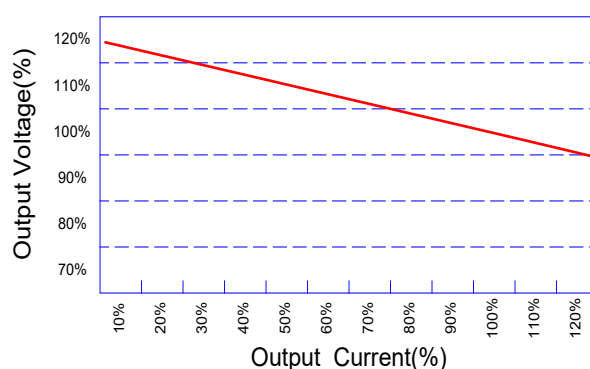
Parameters	Conditions	Min	Typ	Max	Units
Isolation Resistance	500Vdc	1000			MΩ
Isolation Capacitance	Input-output, 100KHz/0.1V		20		pF
Switching Frequency	Full load, nominal input		250		KHz
Operation Temperature		-40		+105	°C
Storage Temperature		-55		+125	°C
Humidity	Non Condensing			95	%
Cooling	Free air Convection				
Case material	DAP				
MTBF	MIL-HDBK-217F@25°C	3500000			Hours
Weight	Package 2/3		1.5/1.5		g
Dimensions	Package 2		11.5x6.0x10.0		mm
	Package 3		12.7x10.16x6.8		mm

Part Number

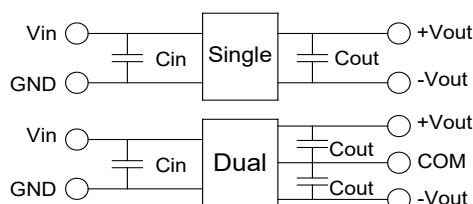
13DC - 24 D 12 N 3 P 2
 A B C D E F G H

A:Series
 B:Input Voltage
 C:Single(S)/Dual(D)Output
 D:Output Voltage
 E:Unregulated(N)
 F:Package
 G:Protection
 H:Output Power

Tolerance Envelope Graph



Recommended Test Circuit



Vin	Cin	Single Vout	Cout	Dual Vout	Cout
12Vdc	2.2μF/25V	5Vdc	10μF/16V	±5Vdc	±4.7μF/16V
15Vdc	2.2μF/25V	9Vdc	2.2μF/16V	±9Vdc	±1μF/16V
24Vdc	1μF/50V	12Vdc	2.2μF/25V	±12Vdc	±1μF/25V
--	--	15Vdc	1μF/25V	±15Vdc	±1μF/25V
--	--	24Vdc	1μF/50V	±24Vdc	±1μF/50V

EMC (CLASS B) compliance circuit

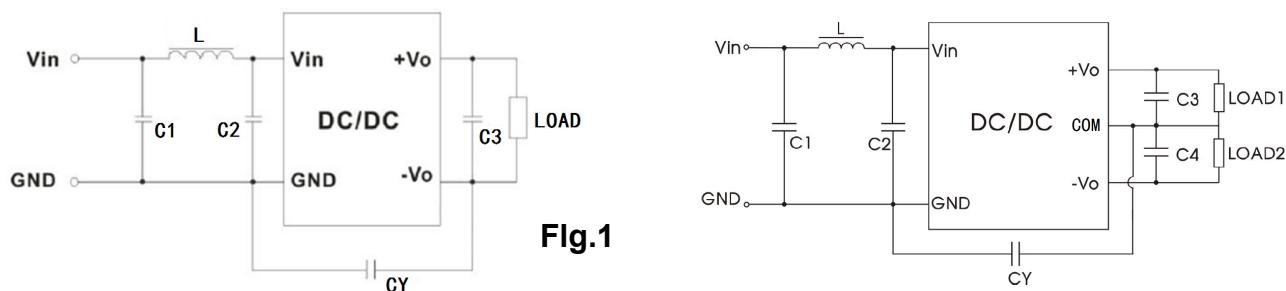
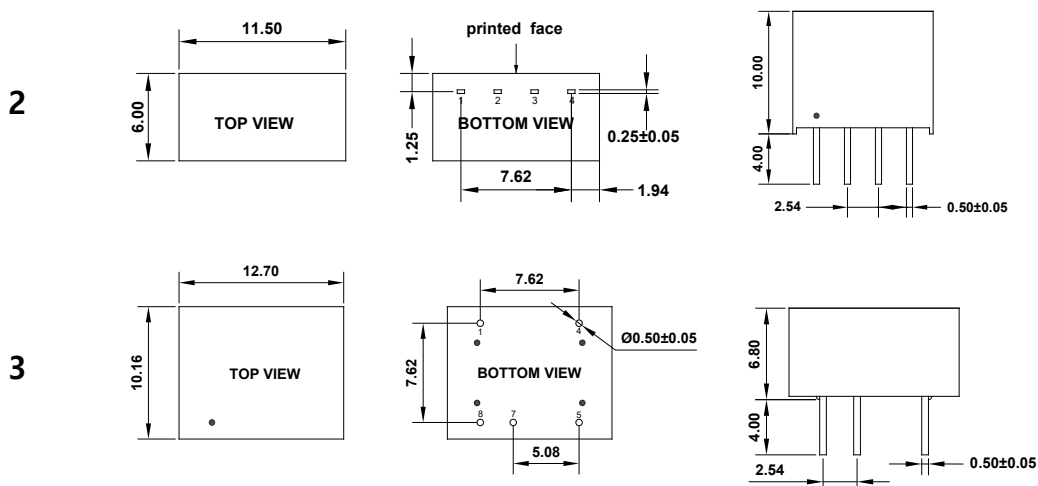


Fig.1

EMC recommended circuit value table

EMI	C1	4.7μF /50V
	C2	4.7μF /50V
	CY	1nF/4kV
	C3	Recommended Test Circuit
	L	6.8μH

Markings and Dimensions



UNIT:mm Unless otherwise specified,all tolerances are ±0.25

PIN Connection

PIN	1	2	3	4	5	7	8
4Pin	-Vin	+Vin	-Vout	+Vout			
8Pin-S	-Vin			+Vin	+Vout	-Vout	
8Pin-D	-Vin			+Vin	+Vout	Com	-Vout