

FEATURES :

- 24PIN DIL Package
- High Efficiency up to 85%
- Regulated Output Types
- Low Ripple and Noise
- Internal SMD Construction
- Operating Temperature:-40°C to +85°C
- Industry Standard Pinout

Specifications typical at TA=25°C, nominal input voltage and rated output current unless otherwise specified

Part Number	Output Voltage	Output Current	Efficiency
	Vdc	mA	%Typ
46D-XXS05CN	5	600	65
46D-XXS09CN	9	333	70
46D-XXS12CN	12	250	75
46D-XXS15CN	15	200	80
46D-XXS24CN	24	125	80
46D-XXD05CN	±5	±300	65
46D-XXD09CN	±9	±167	70
46D-XXD12CN	±12	±125	75
46D-XXD15CN	±15	±100	80
46D-XXD24CN	±24	±63	80

Note:

- 1."XX" Is Input Voltage:05=5Vdc,09=9Vdc,12=12Vdc,15=15Vdc,24=24Vdc,48=48Vdc.
2. The input voltage increases, there will be an increase in efficiency.

Input Specifications

Parameters	Conditions	Min	Typ	Max	Units
Voltage Tolerance	Vo, Io Nom			±10	%
Filter	Capacitor				

Output Specifications

Parameters	Conditions	Min	Typ	Max	Units
Voltage Tolerance	100% full load			±3	%
Short Circuit Protection	Continuous				
Line Regulation	Regulated			±0.5	%
Load Regulation	Regulated			±0.8	%
Ripple & Noise	Output:5-9V TYPES BW=DC To 20MHz			100	mVp-p
Ripple & Noise	Output:12-24V TYPES BW=DC To 20MHz			1% of Vout	mVp-p
Transient response setting time	50% load step change		350		us

YUAN DEAN SCIENTIFIC



DC-DC Converter

46D SERIES

3Watt

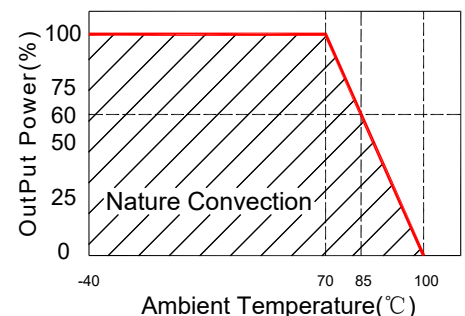
1.5KV Isolated

Single & Dual Output

DIL24



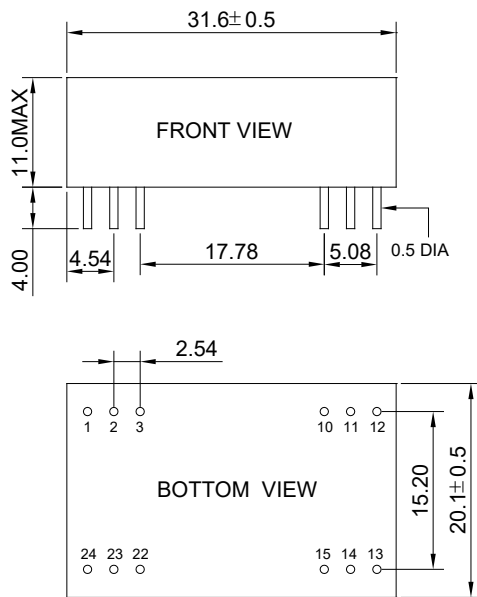
Temperature Derating Graph



General Specifications

Parameters	Conditions	Min	Typ	Max	Units
Isolation Resistance	500Vdc	1000			MΩ
Switching Frequency	Full load, nominal input		100		KHz
Operating Temperature		-40		+85	°C
Humidity	Non Condensing			95	%
Cooling	Free air Convection				
Case material	Nickel Coated Copper with Non-Conductive Base				
MTBF	MIL-HDBK-217F@25°C	1500000			Hours
Weight			16.8		g
Dimensions		31.60X20.10X11.0			mm

Markings and Dimensions

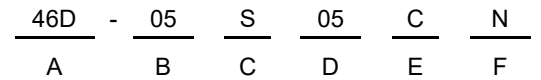


Unit : mm Unless otherwise specified, all tolerances are ±0.25

PIN Connection

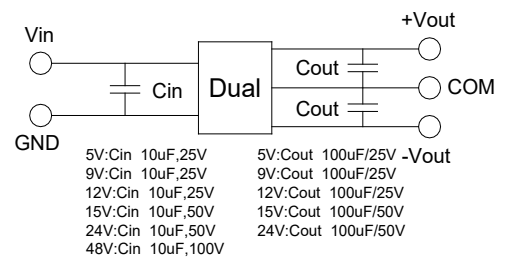
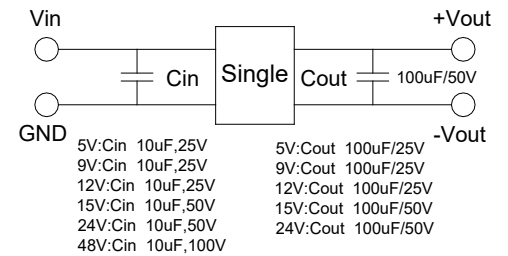
PIN	1.2.3	10.11	12	13	14	15	22.23.24
Single	+Vin	NC	-Vout	+Vout	NC	NC	-Vin
Dual	+Vin	COM	NC	-Vout	NC	+Vout	-Vin

Part Number

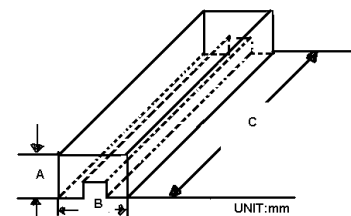


- A : Series
- B : Input Voltage
- C : Single(S); Dual(D)
- D : Output Voltage
- E : Types
- F : Package

Recommended Test Circuit



Packaging



Size(mm)		
A	B	C
18.71	23.00	522