

**FEATURES :**

- 20W DIL Package
- 4:1 Wide Input Voltage Range
- High Efficiency Up to 91%
- Regulated Output Types
- No Minimum Load Required
- Over Power and Short Circuit Protection
- Operating Temperature: -40°C to +87°C(with derating)
- UL94V-0 Package Material
- UL/cUL/IEC/EN 62368-1 approved, CB-Report, CE Marking
- EMC standard of EMI EN55032:2015 approved
- EMC standard of EMS EN55035:2017 approved
- EMC standard of Canadian ICES-003 issue7(2020) approved
- EMC standard of 47CFR FCC Part 15 subpart B approved

YUAN DEAN SCIENTIFIC



DC-DC Converter

YKB20 SERIES

20Watt

1600Vdc Isolated

4 : 1 Input Voltage Range

Single/Dual Output

DIP24 Package

Specifications typical at TA=25°C, nominal input voltage and rated output current unless otherwise specified

**Selection Guide**

Part Number	Input Voltage Range	Input Current		Output Voltage	Output Current	Efficiency	Maximum capacitor Load
		No-Load	Full-Load				
	Vdc	mA (typ)	mA (typ)	Vdc	mA (typ)	% (typ)	µF
YKB20-24S05	9-36	7	958	5	4000	87	6800
YKB20-24S12	9-36	7	938	12	1670	89	1200
YKB20-24S15	9-36	7	934	15	1330	89	750
YKB20-24S24	9-36	7	915	24	833	91	300
YKB20-24D12	9-36	7	936	±12	±833	89	±820
YKB20-24D15	9-36	7	934	±15	±665	89	±560
YKB20-48S05	18-75	4	474	5	4000	88	6800
YKB20-48S12	18-75	4	469	12	1670	89	1200
YKB20-48S15	18-75	4	467	15	1330	89	750
YKB20-48S24	18-75	4	463	24	833	90	300
YKB20-48D12	18-75	7	468	±12	±833	89	±820
YKB20-48D15	18-75	7	467	±15	±665	89	±560



**Part Number**

YKB / A    20 / B    -    24 / C    S / D    05 / E

- A: Series
- B: Output Power
- C: Input Voltage
- D: Single/Dual Output
- E: Output Voltage



www.yds.com.tw



TEL : 886-6-3842899    FAX : 886-6-3843288  
E-MAIL : ydsweb@yds.com.tw

Rev: 1.2    2023/06/13

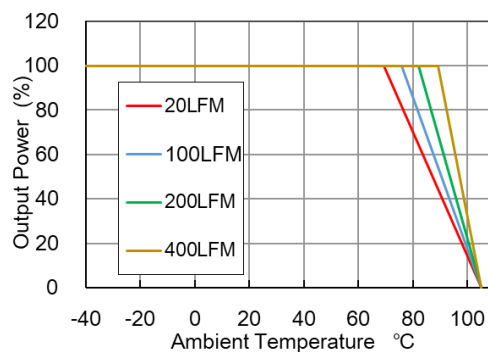
Input Specifications						
Parameters	Conditions	Min	Typ	Max	Units	
Input Voltage	24V Models	9		36	Vdc	
	48V Models	18		75		
Input Surge Voltage (100 ms max.)	24V Models	-0.7		50	Vdc	
	48V Models	-0.7		100		
Start-up Voltage	24V Models			9	Vdc	
	48V Models			18		
Under Voltage Shutdown	24V Models		7.5		Vdc	
	48V Models		16			
Start-up Time	Constant Resistive Load, Nominal Vin	Power-up		30	ms	
		Remote ON/OFF		30		
Input Filter	All Models		Internal Pi type			
Remote ON/OFF (Ctrl PIN Refer To -Vin PIN)	Positive Logic	DC/DC ON	Open	or 3.5 Vdc - 12 Vdc		
		DC/DC OFF	Short	or 0 Vdc - 1.2 Vdc		
	Input Current Of Ctrl PIN		-0.5		0.5	mA
	Remote Off Input Current			3		

Output Specifications					
Parameters	Conditions	Min	Typ	Max	Units
Voltage Tolerance	100% Load	-2		+2	%
Line Regulation	Vin(min) to Vin(max) @100% Load	-0.2		+0.2	%
Load Regulation	0% Load to 100% Load	5V Output	-1	+1	%
		Other Outputs	-0.5	+0.5	
Load Cross Regulation	Asymmetrical Load 25% / 100% Load	Dual Output	-5.0	+5.0	%
Ripple & Noise (BW=20MHz)	With a 0.1uF MLCC	5Vout		100	mVp-p
		12Vout, ±12Vout		100	
		15Vout, ±15Vout		100	
		24Vout		150	
Transient Response Setting Time	25% Load Step Change		300	500	us
Transient Response Deviation	25% Load Step Change	-5	±3	+5	%
Temperature Coefficient		-0.02		+0.02	%/°C
Output Power Protection	% of Io, Hiccup mode, Auto-recovery	120	150	180	%
Short Circuit Protection	Continuous [Hiccup Mode] ,Auto-Recovery				
Over Voltage Protection	5Vout		6.2		Vdc
	12Vout		15		
	15Vout		18		
	24Vout		30		

General Specifications

Parameters	Conditions	Min	Typ	Max	Units
Isolation Voltage	Input To Output (60sec)	1600			Vdc
	Input(Output) To Case (60sec)	1000			Vdc
Isolation Resistance	500Vdc	1000			MΩ
Isolation Capacitance	100kHz, 1V			2200	pF
Switching Frequency	100% Load, Nominal Input	5V Output		250	KHz
		Other Output		330	
Operating Ambient Temperature (Power Derating See Derating Graph)	Nominal Vin, 100% Load	YKB20-24S05	-40	51.2	°C
		YKB20-48S05		55.9	
		YKB20-24S12, YKB20-24S15, YKB20-24D12, YKB20-24D15 YKB20-48S12, YKB20-48S15 YKB20-48D12, YKB20-48D15		60.5	
		YKB20-24S24		69.4	
		YKB20-48S24		65	
Thermal Impedance	20LFM		18		°C/W
	100LFM		14.7		
	200LFM		11.5		
	400LFM		8		
Maximum Case Temperature				105	°C
Storage Temperature		-55		125	°C
Humidity	Non Condensing	5		95	%
Cooling	Natural Convection				
Case Material	Copper				
Potting Material	Silicone (UL94-V0)				
MTBF	MIL-HDBK-217F@25°C (calculated)		4.47X10 <sup>5</sup>		Hours
Weight			18		g
Dimensions	31.6 x 20.1 x 10.0				mm

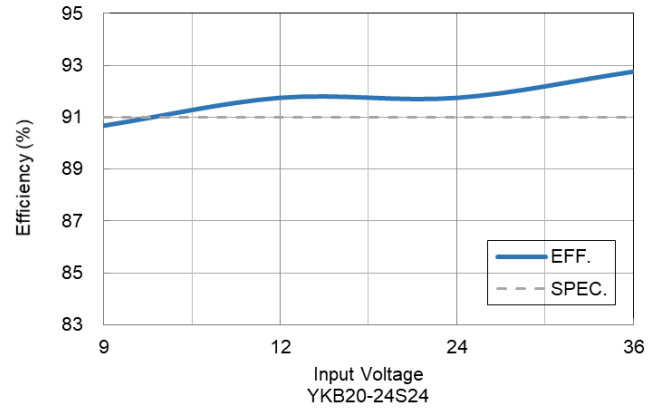
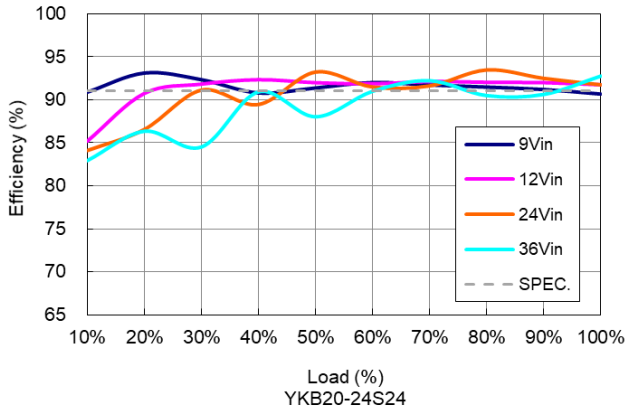
Temperature Derating Graph



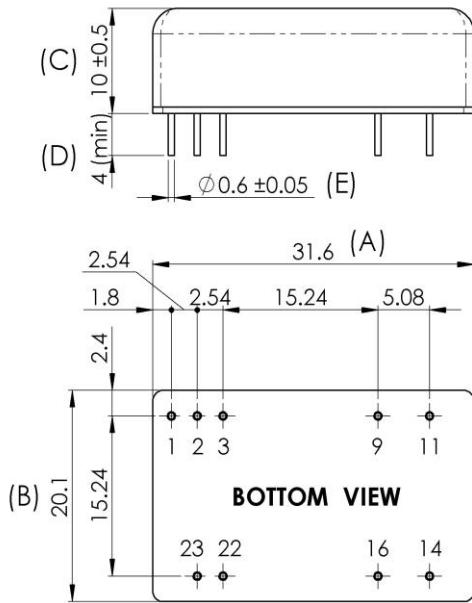
YKB20-24S24



Characteristic Curve



Dimensions



Unit : mm  
Tolerance : XX.X ± 0.5 , XX.XX ± 0.25

PIN Assignment

Pin	Single	Dual	Diameter
1	Ctrl	Ctrl	0.6mm[0.024"]
2	-Vin	-Vin	0.6mm[0.024"]
3	-Vin	-Vin	0.6mm[0.024"]
9	NC	Com	0.6mm[0.024"]
11	NC	-Vout	0.6mm[0.024"]
14	+Vout	+Vout	0.6mm[0.024"]
16	-Vout	Com	0.6mm[0.024"]
22	+Vin	+Vin	0.6mm[0.024"]
23	+Vin	+Vin	0.6mm[0.024"]